



Dad's Super Snack

Children will enjoy this delicious way to develop their functional reading abilities as they read and prepare a recipe—just like one Arthur's dad might make.

Materials

- ARTHUR book or program
- chart paper
- ingredients for snack (serves 25)
 - 1 large can orange juice concentrate
 - 1 1/2 cups granola
 - 6 bananas
 - 6 apples, peeled and quartered
 - 6 oranges, peeled and sectioned
 - 1 lb. cheese, cut into 1/4" cubes
 - 1/2 lb. raisins
- large bowl and mixing spoon
- markers
- plastic knives (optional)
- small bowls (one for each child)

Preparation

Copy the recipe (on this page) for "Dad's Super Snack" on chart paper. Assemble the ingredients. Make substitutions to suit your class and be aware of children's food allergies.

Teacher's Tip

You may want to invite fathers and grandfathers to join this activity. Ask them to describe what they enjoy about cooking as you prepare the snack.

ARTHUR Books and Programs

- D.W. the Picky Eater* Ⓢ
- Dad's Dessert Dilemma* ☆
- The Half-Baked Sale* ☆
- How the Cookie Crumbles* ☆




Read All About It

- A Chef*, Douglas Florian
- Kids' Multicultural Cookbook*, Deanna Cook
- Let's Eat!* Ana Zamorano
- Pretend Soup and Other Real Recipes*, Mollie Katzen and Ann Henderson


Directions


- 1 Read or watch an ARTHUR story that features food (see below). Discuss mealtimes, favorite foods, and cooking with students.
- 2 Display the recipe. Before reading the recipe, invite volunteers to name the ingredients, using the pictures as clues. Which are their favorites? Show samples of the actual ingredients. Read the recipe aloud several times and encourage children to chime in. How do they think it will taste?
- 3 Work with small groups of 3–4 children to make the snack. Have children wash their hands first. Cut the fruit into small pieces, supervising the use of plastic knives. Put each ingredient into a separate serving bowl and arrange it in the order given in the recipe. Children can count ingredients as they place them in their bowls.
- 4 Enjoy your scrumptious snack together. Make a list of the words children use to describe the smell, taste, and texture of the snack.


Dad's Super Snack


1. Cut the bananas  apples  and oranges  into pieces.


2. Count out and put the ingredients in your bowl.


1 tsp. orange juice 

4 pieces of apple 

2 tsp. granola 

5 pieces of orange 

3 pieces of banana 

6 chunks of cheese 

3. Stir them all together. Enjoy!

7 raisins 

Adapted from *Pretend Soup and Other Real Recipes* by Mollie Katzen and Ann Henderson. Text copyright ©1994 by Mollie Katzen and Ann Henderson. Published by Tricycle Press, Berkeley, California, 1994. All rights reserved.

Home/School Connection

Have children write and illustrate directions for preparing the snack at home. They can copy your chart or fold drawing paper in quarters and show one step in each section.