




GOING GREEN





We can help protect our Earth by being careful of how we use its resources. One way is to **reduce** the number of things you buy and the amount of water and other natural resources you use. And instead of throwing things away, you can also find ways to **reuse** them, or you can **recycle** them. Here are some Earth-friendly ideas that your family might like to try.


Reduce

-  Is your child tired of his or her toys, books, and games? Instead of heading to the store to buy something new, help your child arrange a toy or book swap with a sibling or a friend.
-  Instead of buying a Halloween costume, help your child make one from an old pillowcase, a box, or a paper bag. Instead of buying wrapping paper, ask your child to make some, or use the comics section of the newspaper.
-  Make it a family habit to turn off the water while you're brushing your teeth. When you wash your hands, fill the sink with a pool of water. You can save a lot of water this way!

Reuse

-  Put a bucket outside when it rains. The next day, you and your child can use the rainwater to water plants.
-  Does your child take lunch to school? Instead of throwing away the lunch bag, encourage your child to bring it home and reuse it. Your child might like to decorate a lunch bag and write his or her name on it.

Recycle

-  Your child can have fun and learn how to recycle. Show your child the recycling symbol on the bottom of a food container. Let him or her search for the same symbol on other containers. When the containers are empty, your child can find the symbol again, help rinse the containers, and place them in your recycling bin.



Read and Find Out

Our Big Home: An Earth Poem

by Linda Glaser
The Millbrook Press, 2000
Written in verse, this book celebrates the water, dirt, and air we share with each other, and with the plants and animals.

Recycle Every Day!


by Nancy Elizabeth Wallace
Marshall Cavendish, 2006
Minna and her family think of lots of creative ways to recycle, from composting to sharing used books.

Where Does the Garbage Go?

by Paul Showers
HarperCollins, 1994
What do we do with all the trash? Learn about landfills, recycling plants, and some things we can do to help solve the problem.

Whole World

by Fred Penner
Barefoot Books, 2007
This sing-along book celebrates the world that is ours to protect. A CD is included.



Click and Explore

Visit the *Curious George* Web site at pbskids.org/curiousgeorge to continue exploring Earth science with your child.



Everything Must Go!

(Game)
Help George clean his room, recycling or reusing toys, clothes, newspaper, cans, and more. Where it goes is up to you.

Live-Action Video

Curious kids explore and make discoveries about how they can help the planet. Watch the *Recycling* video at pbskids.org/curiousgeorge/video. Then try some of the activities with your child.



Visit pbskids.org/curiousgeorge for more great science, math, and engineering activities.

IMAGINE™

WGBH

UNIVERSAL
UNIVERSAL STUDIOS
FAMILY PRODUCTIONS

CHUCK E. CHEESE'S

SUN-MAID

Curious George is a production of Imagine Entertainment, WGBH Boston and Universal Studios Family Productions. *Curious George* and related characters, created by Margret and H.A. Rey, are copyrighted and trademarked by Houghton Mifflin Company and used under license. Licensed by Universal Studios Licensing LLLP. Television Series: © 2008. Universal Studios. All Rights Reserved. The PBS KIDS logo is a registered mark of PBS and is used with permission. FOR PROMOTIONAL USE ONLY. Major funding is provided by Chuck E. Cheese's®, Sun-Maid®, and public television viewers.