



Fetch!

with Ruff Ruffman™

Math fun on your phone to help you feed Ruff's hungry movie crew. You'll need:

- These numbers printed & cut out
- Room to move, like a big floor
- iPhone with the free Lunch Rush! app from iTunes




1 PRINT & CUT

Print & cut these game pieces. The numbers are the answers to Ruff's questions. (Look for the numbers that match the ? on the screen.)



2 SPREAD OUT

Spread them out, high or low. Across the floor is best if there's room to run!




3 TAP

Tap the game icon on your phone.



4 SET UP

Pick how many people are playing and pick your names.




5 PLAY

Ready? Ruff will give you orders for food. Look through the camera in the phone. Find the game piece that has the right number of food items on it. Tap the food items to send the order to Ruff.



**SWEET BISCUITS,
LET'S PLAY!**



TIPS

- You can put your game pieces up high or on the floor. You can tape them to the walls or ceiling. Anywhere that your screen can see them.
- Look for the game piece with the number that should replace the "?" on screen. For example, in the question $2 + 5 = ?$, look for the "7" game piece and then tap it.



