




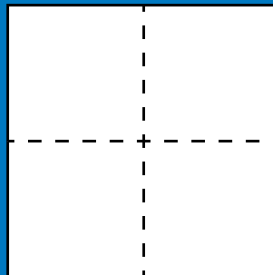
Make Your Own Mathroom

The Mathroom is one of the most important rooms at Odd Squad headquarters. Now you can make your own Mathroom at home by following the instructions below.

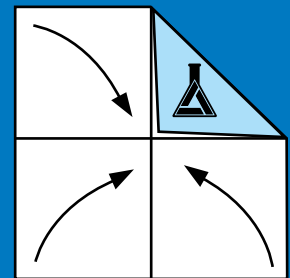
1. Cut out the illustration on page 3.



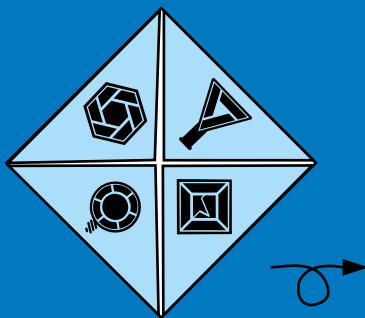
2. With the Odd Squad symbols facing down, fold the paper lengthwise and then widthwise. When you open it up, you should see folded lines in the paper like this.




3. Fold all four corners toward the center of the paper. The Odd Squad symbols will now be on top.



4. Now shift the paper into the shape of a diamond so that your Mathroom looks like this.



5. Flip your paper over, so the folded sides are facing down.



Powered by a Ready To Learn Grant



The contents of this activity sheet were developed under a grant from the U.S. Department of Education. However, those contents do not necessarily represent the policy of the Department of Education, and you should not assume endorsement by the Federal Government. [PR/Award No. U295A100025, CFDA No. 84.295A] © 2016 The Fred Rogers Company



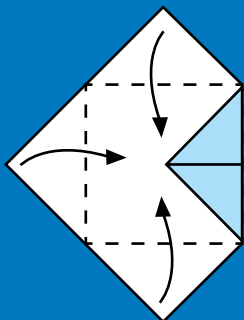
Corporation for Public Broadcasting






Make Your Own Mathroom

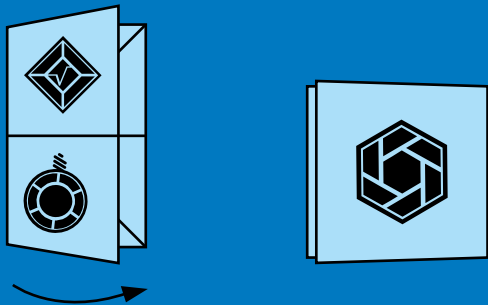
6. Now fold all four corners into the center of the paper again.




7. When all four corners are folded, shift the paper back into the shape of a square. Your Mathroom will look like this.



8. Fold the square lengthwise and then widthwise. The paper will now be in the shape of a very tiny square. Open it back up to the original square shape you began with in this step.



9. Slide your thumbs and fingers underneath the four flaps of the paper and pinch them together into points. Enjoy your Mathroom!



For more games and activities visit pbskids.org/oddsquad.



Powered by a Ready To Learn Grant




The contents of this activity sheet were developed under a grant from the U.S. Department of Education. However, those contents do not necessarily represent the policy of the Department of Education, and you should not assume endorsement by the Federal Government. [PR/Award No. U295A100025, CFDA No. 84.295A]
© 2016 The Fred Rogers Company





Make Your Own Mathroom



Powered by a Ready To Learn Grant



The contents of this activity sheet were developed under a grant from the U.S. Department of Education. However, those contents do not necessarily represent the policy of the Department of Education, and you should not assume endorsement by the Federal Government. [PR/Award No. U295A100025, CFDA No. 84.295A] © 2016 The Fred Rogers Company



Corporation for Public Broadcasting



SINKING SHIP ENTERTAINMENT